



Using the Library

Photo story

Activities

Teacher notes

Activities prepared by
June Shymko

Layout & Photography
Ricardo Blanco

Project Coordinator
Kathleen Williams

Funded by the Winnipeg Public Library Board.

The content of this work may be reproduced, in whole or in part, for educational and instructional use from winnipeg.ca/library.

For other uses, please contact the Administrative Coordinator of Adult Programming; tel: 204-986-4255. Winnipeg Public Library, 251 Donald Street, Winnipeg, MB, R3C 3P5.

Winnipeg Public Library, revised 2022.



This is the Reyes family. Anita and Victor have two sons. Paul is 12 and Michael is 7. The family went to the Millennium Library last month.



They checked the library directory.



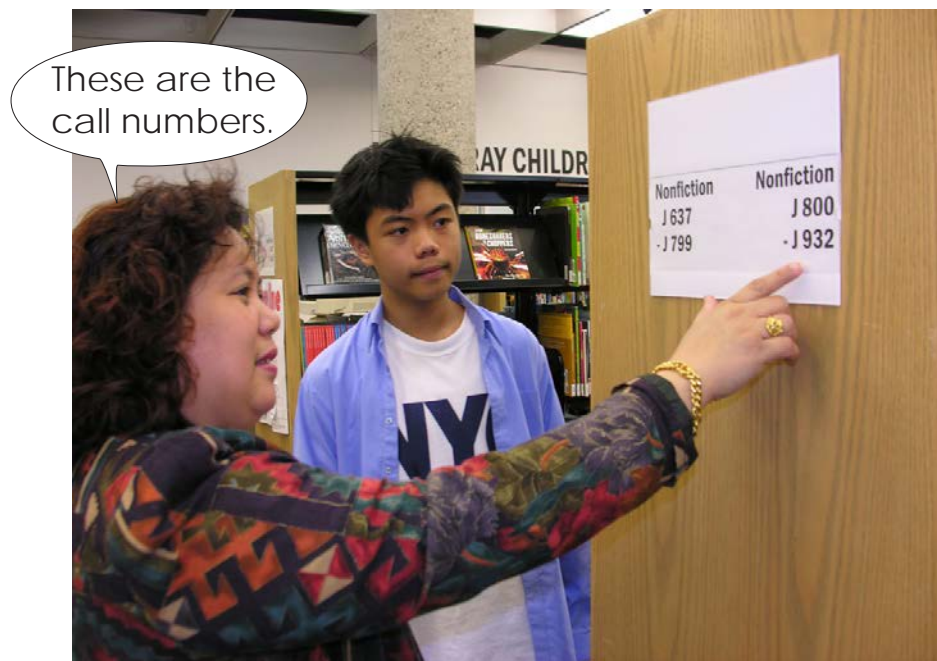
They went to the Children's Library.




Michael asked the librarian for some help.




Victor searched the catalogue on the computer.




Anita explained the call numbers to Paul.



Michael found a book about Canada.



Paul looked for a book.



Anita and Victor found some story books to read with Michael at home.



Anita gave the librarian her library card.



The librarian gave Anita the checkout receipt.



Victor returned the books to the library last week. He put them into the book return chute.

A. Write the correct word in the sentence.

call number checkout receipt library directory chute catalogue

1. The Reyes family wanted to go to the Children's Library. They checked the _____ . Children's Services is on the first floor.
2. Victor wanted to find a book. He looked at the _____ on the computer.
3. Every book in the library has a _____ . It is on the spine of the book.
4. The family took out many books. The librarian gave Anita a _____ for all the books.
5. Victor took the books back to the library. He put them into the book return _____ .

B. Number the sentences in the correct order.

- _____ Anita explained the call numbers to Paul.
- _____ The librarian gave Anita the checkout receipt.
- _____ Victor returned the books.
- _____ Anita and Victor found some story books to read with Michael.
- _____ The family looked at the Library Directory for the Children's Library.
- _____ The family took out many books.
- _____ Victor searched the catalogue on the computer.

C. Reading the Library Directory

Instructions:

- Look at the Millennium Library Directory.
- Write the floor number for each question.

MILLENNIUM LIBRARY

Administration	3
Ah kha koo gheesh	1
Anhang Room	2
Blankstein Art Gallery and Exhibit Space	2
Buchwald Room	2
Carol Shields Auditorium	2
Children's Services	1
Circulation Services	1
Community Crisis Workers	2
ideaMILL Makerspace	3
Information Services	4
Local History Room	4
Meeting & Tutorial Rooms	2
Reader Services	1
Special Services	2
Teen Central	1
Wii ghoss	2
Writer-in-Residence	2

- Where is the Wii ghoss?
- Where is the Children's Library?
- Where is the art gallery?
- Where is the ideaMILL?
- Where is Information Services?
- Where are the books for teenagers?
- Where is the Carol Shields Auditorium?
- Where is the Local History Room?

D. Fiction and Non-fiction Books

1. Fiction books are stories that are not true.
Many fiction books are translated in to different languages.
Which fiction books do you know?
Put a check mark (✓) in front of the fiction books you know.

_____ Robin Hood
 _____ Cinderella
 _____ Ali Baba and the Forty Thieves
 _____ Black Beauty
 _____ Journey to the Center of the Earth
 _____ Snow White and the Seven Dwarfs
 _____ Lassie
 _____ Superman
 _____ Anne of Green Gables

2. Non-fiction books are books about information that is true.
Which non-fiction books do you like to read?
Put an X in front of the non-fiction books you like to read.

_____ history books	_____ books about people
_____ science books	_____ books about other countries
_____ books about animals	_____ art books
_____ books about airplanes	_____ sewing books
_____ books about sports	_____ books about hobbies
_____ computer books	_____ fishing books

E. Understanding Call Numbers

All books have a call number. The call number is on the spine of the book.




Call Numbers on Fiction Books

Fiction books are put on the shelves in alphabetical order.

Put the call numbers in alphabetical order.

FICTION ROBERTS	FICTION GRISHAM	FICTION MARTIN	FICTION PALMER
_____	_____	_____	_____
FICTION ROBINS	FICTION GRAHAM	FICTION BLACKBURN	FICTION MITCHELL
_____	_____	1 _____	_____

Call Numbers on Non-fiction Books



History books about Canada have the number 971.

971
NELLES

This is the call number for a book about Canada.
The writer's last name is Nelles.

Non-fiction books are put on the shelves in numerical order and then in alphabetical order.

Put the non-fiction books in the correct order.

972
JOHNSTON

971
JAMES

971
MILNE

970
STEPHENS

971
MARTIN

F. Understanding a Checkout Receipt

This is John Black's checkout receipt.

Instructions:

- Look at the receipt.
- Write short answers for the questions.

1. What is the date on the receipt?

2. What is the time on the receipt?

3. How many items on the receipt?

4. What is the due date for *Learn to waltz*?

5. What is the due date for *Murder in the locked library*?

6. John Black lives in Winnipeg. What number does he use to call the library?

Winnipeg Public Library

Books, Movies, Music & More

Date 2/8/2019 Time 10 48 AM

Fees Owed: \$0.00

Items checked out this session: 5

Title: Learn to waltz

Barcode: 33097072809343

Due Date: 15 Feb 2019

Title: Explore

Barcode: 33097083266301

Due Date: 15 Feb 2019

Title: The charming quirks of others

Barcode: 33097069944061

Due Date: 01 Mar 2019

Title: Murder in the locked library /

Barcode: 33097083116787

Due Date: 01 Mar 2019

Title: The robber bride /

Barcode: 33097083510930

Due Date: 01 Mar 2019

Manage Your Account Online or By Phone

Renewals * Notices * Online Payments

Go Online winnipeg.ca/library

Call TeleMessaging at 204-986-4657 or

1866-826-4454 (Canada/US toll free)

G. Speaking Practice with a Partner

Did you _____?

Yes, I did.

No, I didn't.

1. Did you live in a city in your country?
2. Did you read the newspaper in your country?
3. Did you read books in your language?
4. Did you read fiction books?
5. Did you read non-fiction books?
6. Did you go to the library in your country?
7. Did you have a library card?
8. Did you take out magazines from the library?

H. Library Word Search

S O E D I V L A T E O L M C Q S R U
 O F N A I R A R B I L A I H J E E R
 U F O S A N Q Q A S N C L E C I T L
 C A L L N U M B E R S I L C U B U N
 E Y G Z I S D N I N Z T E K J B R H
 A U Q E P B I V O C C E N O S O N I
 T H G O O Z R I D O Q B N U E H P S
 C P R O A G T A M Y A A I T N Z E T
 E T I G L C R P R T X H U S A V I O
 S T A E I A U A D Y M P M Q L Z I R
 H M U F C T T I P X C L C E P N S Y
 L C N H E E R A X H S A H O R O E C
 V O O R C E R W C C Y S R N I I E U
 N K L U C E A N I M A L S D A T R B
 V K C T N U M E R I C A L I K C F V
 X D O I Q T N F I S H I N G K I P Y
 T R P U J C R E G A U G N A L F B G
 Y S W O E I H Y S R E T I R W N T T


AIRPLANES
 CALLNUMBERS
 CHUTE
 DIRECTORY
 FREE
 HISTORY
 LATE
 MAGAZINES
 NUMERICAL
 SCIENCE
 SPORTS

ALPHABETICAL
 CATALOGUE
 COMPUTER
 DVD
 FISHING
 HOBBIES
 LIBRARIAN
 MILLENNIUM
 RECEIPT
 SHELVES
 VIDEOS

ANIMALS
 CHECKOUT
 COUNTRY
 FICTION
 GEOGRAPHY
 LANGUAGE
 LIBRARYCARD
 NONFICTION
 RETURN
 SPINE
 WRITERS

H. Library Word Search Answers

There are many books on all topics at the library. Find the library words below. Words are forward, backward, up, down, or diagonal. Circle the words and cross them off the list below.



AIRPLANES

CALLNUMBERS

CHUTE

DIRECTORY

FREE

HISTORY

LATE

MAGAZINES

NUMERICAL

SCIENCE

SPORTS

ALPHABETICAL

CATALOGUE

COMPUTER

DVD

FISHING

HOBBIES

LIBRARIAN

MILLENNIUM

RECEIPT

SHELVES

VIDEOS

ANIMALS

CHECKOUT

COUNTRY

FICTION

GEOGRAPHY

LANGUAGE

LIBRARYCARD

NONFICTION

RETURN

SPINE

WRITERS

Using the Library: activities for beginner levels

Teacher notes

These photo stories and activities were produced to introduce EAL/ESL and new learners to the wealth of programs, collections and services of Winnipeg Public Library. The photo stories help visually guide the learner through common experiences of the library. The activities help reinforce vocabulary and encourage familiarity with library resources.

Each module presents a new topic to expand library knowledge, vocabulary and reading, writing, and speaking skills. Supplementary handouts and guides are also available for classroom and individual use. All materials are available in pdf at winnipeg.ca/library.

Note: Library fees and hours are subject to change. Content will be updated periodically to reflect changes to library hours, fees and collections. Visit the Library's website at winnipeg.ca/library for up to date information on the library.

Feedback is always welcome. Contact the Administrative Coordinator of Adult Programming and Outreach, Winnipeg Public Library at 204-986-4255.

The photo story and activities are suitable for Canadian Language Benchmarks 1-2.

Answer Key

A. Write the correct words in the sentences.

1. library directory
2. catalogue
3. call number
4. checkout receipt
5. chute

B. Number the sentences in the correct order.

- 3 Anita explained the call numbers to Paul.
- 6 The librarian gave Anita the checkout receipt.
- 7 Victor returned the books.
- 4 Anita and Victor found some story books to read with Michael.
- 1 The family looked at the Library Directory for the Children's Library.
- 5 The family took out many books.
- 2 Victor searched the catalogue on the computer.

Using the Library: activities for beginner levels

Teacher notes

C. Reading the Library Directory

1. 2
2. 1
3. 2
4. 3
5. 4
6. 1
7. 2
8. 4

E. Call Numbers

FICTION

1. BLACKBURN
2. GRAHAM
3. GRISHAM
4. MARTIN
5. MITCHELL
6. PALMER
7. ROBERTS
8. ROBINS

NON FICTION

1. 1. 970 STEPHENS
2. 2. 971 JAMES
3. 3. 971 MARTIN
4. 4. 971 MILNE
5. 5. 972 JOHNSTON

F. Understanding a Checkout Receipt

1. 2/8/2019
2. 10:48 AM
3. 5
4. 15 Feb 2019
5. 01 Mar 2019
6. 204-986-4657